

## LIGHT ENGINE 2X6 FIT 481 EXTENDED

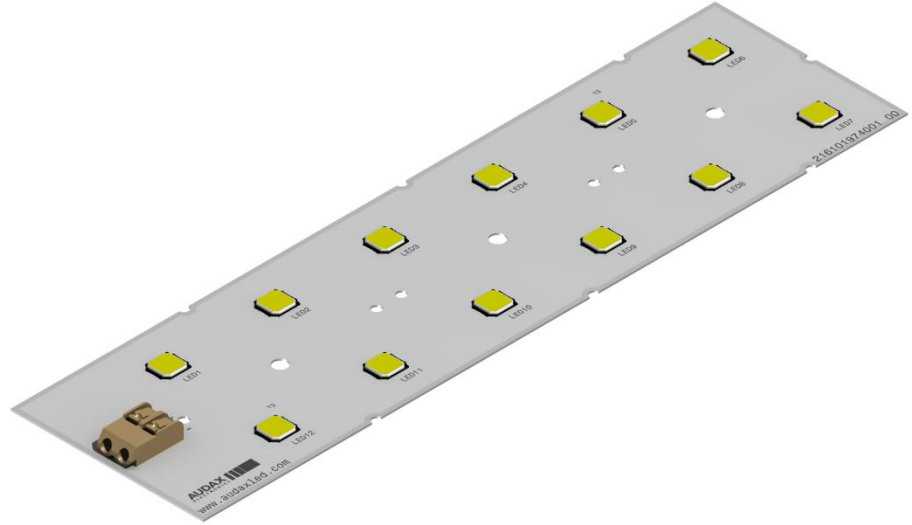
Issue Date	March, 2019
Issued by	Malassise, V.

### Applications

- Highbay
- Street Light
- Gas station
- Projectors
- Decorative Poles

### Characteristics

- Module Efficacy – up to 148 lm/W
- L70 > 50.000 hours
- CRI > 80 (Typ.85)
- O3 SDCM
- CCTs 3.000K / 4.000K / 5.000K
- 05 years warranty



### DRIVE CURRENTS

Parameter	Nominal	Max
Light Engine 2X6 FIT 481 Extended	700 mA	1250 mA

### MODULE TEMPERATURES

Parameter	Nominal	Max
Tc (case temperature at Tc point)	60 °C	85 °C

### PRODUCT PART NUMBER

80169600100	80169700100	80169800100
2.700 K	4.000 K	5.000 K

### TECHNICAL INFORMATION

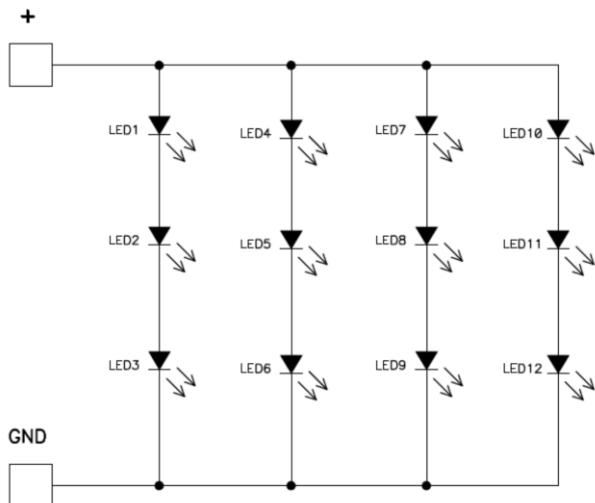
CCT	LED Driver Current (mA)	# LEDs	Luminous Flux (lm)*	Forward Voltage (V)	LED Forward Current (mA)	TC (°C)	Power (W)	Efficacy (lm/W)*
2.700 K	700	12	5,568	63.8	175	60	44.6	125
4.000 K	700	12	6,623	63.8	175	60	44.6	148
5.000 K	700	12	6,623	63.8	175	60	44.6	148

### LED TYPE

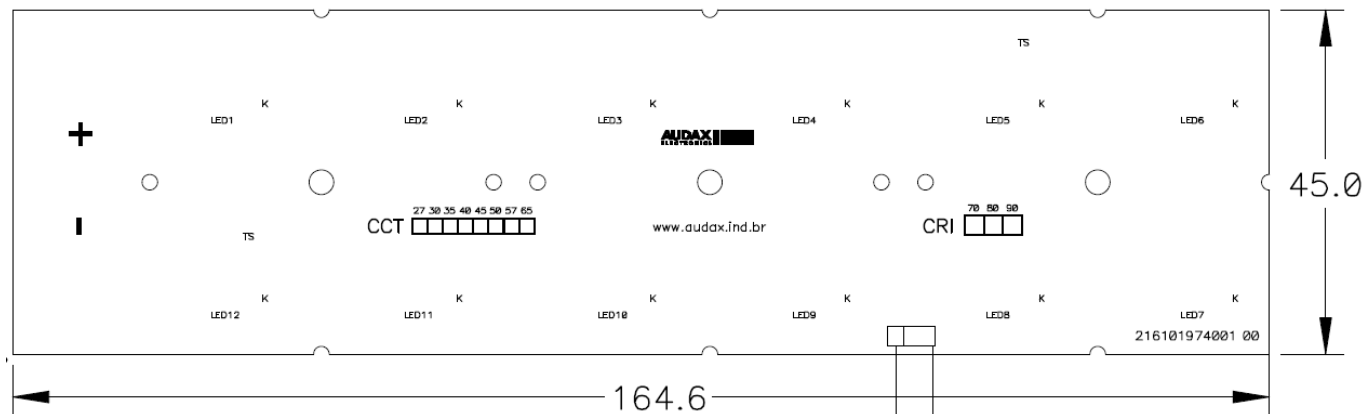
Manufacturer: NICHIA

LED Series: 48X

## SCHEMATICS



## MECHANICAL DRAWING



Unit: mm

## WIRING

Specification item	Value	Unit	Condition
Input wire cross- section	0.25...0.75 18...24	mm <sup>2</sup> AWG	Solid wire
Input wire strip length	7.5...8.5	mm	Solid wire
Input wire cross-section	0.33...0.5 20...22	mm <sup>2</sup> AWG	Stranded wire
Input wire strip length	7.5...8.5	mm	Stranded wire